

Quest

**METAL
PRODUCTS
LIMITED**

SALAD TABLE



**SUPER SELECTION — A MODEL FOR ANY APPLICATION
MARVELOUS DELUXE FEATURES STANDARD ON EVERY MODEL
COMPARE WITH THE COMPETITION — QUEST IS SIMPLY SUPERIOR**

HEAVY DUTY DESIGN, CONSTRUCTION AND MATERIALS INCLUDE —

- STAINLESS STEEL FRONT
- STAINLESS STEEL TOP
- STAINLESS STEEL COMPLETE INTERIOR
- STAINLESS STEEL HINGED AND REMOVABLE ROLL COVER
- STAINLESS STEEL LEGS
- STAINLESS STEEL ADJUSTABLE FEET

**STAINLESS STEEL
THERE'S NO SUBSTITUTE!!
SANITARY, DURABLE, EASY-TO-
CLEAN CORROSION RESISTANT
AND EYE APPEALING**

DRAWERS — THE ULTIMATE FOR MAXIMUM STORAGE IN MINIMUM SPACE WITH QUICKER EASIER ACCESS

- c/w FULL SIZE x 6" DEEP CLEAR POLY CARBONATE LINER — REMOVABLE FOR EASY CLEANING AND RESTOCKING. THIS GREAT IDEA ALLOWS FOR MULTIPLES OF 1/9, 1/6, 1/4, 1/3 SIZE INSERTS FOR MAXIMUM VARIETY OF PRODUCT WITHOUT FLAVOR TRANSFER.

- c/w QUIET SELF-CLOSING STAINLESS STEEL ROLLER SLIDES

DOORS — GREAT FOR STORAGE OF LARGE OR BULKY ITEMS

DRAWER/DOORS — EITHER WAY c/w ENERGY EFFICIENT POSITIVE SEALING MAGNETIC GASKET AND "SURE GRIP" INTEGRAL HANDLES

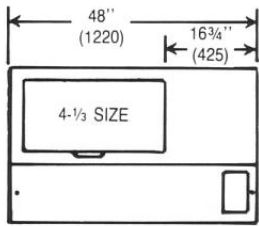
ADDITIONAL SUPER FEATURES —

- LARGE REVERSIBLE POLY CUTTING BOARD FOR AMPLE WORK AREA c/w CRUMB SLOT AND CONTAINER FOR EASY CLEANUP
- TOASTER SPACE WILL ACCOMMODATE LARGE FOUR SLICE MODEL
- 1/4 H.P. COMPRESSOR TO ENSURE CORRECT HOLDING TEMPERATURES
- COATED CORROSION RESISTANT BLOWER COIL FOR EXTENDED LIFE
- 115v 15 Amp CORD AND PLUG FOR EASE OF SITE HOOKUP
- INTEGRAL "HOT GAS RETURN" EVAPORATOR PAN ON SELF-CONTAINED MODELS (NO OPERATIONAL COST)

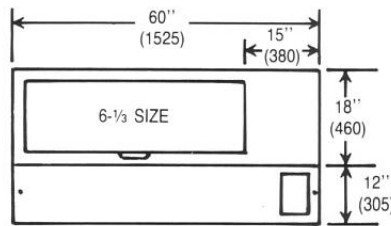
*"The
Quest for
the Best
Ends at
Quest"*

Quest

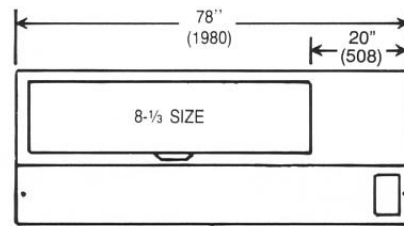
METAL PRODUCTS LIMITED
949 ERIN STREET, WINNIPEG, MANITOBA R3G 2W6



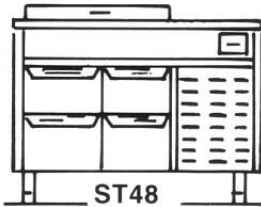
ST48



ST60
PLAN VIEWS



ST78



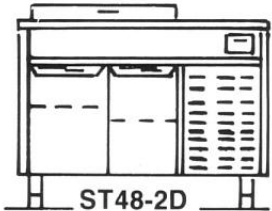
ST48



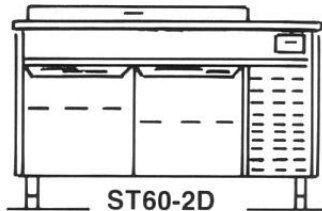
ST60



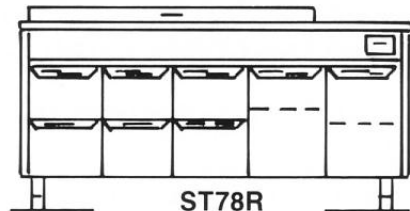
ST78



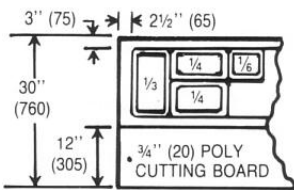
ST48-2D



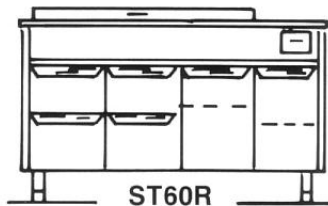
ST60-2D



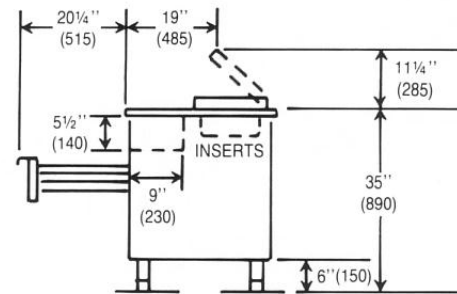
ST78R



TOP INSERT OPENING



ST60R



TYPICAL END ELEVATION

SHIPPING WEIGHTS

ST48-300 lbs.-136 kg

ST60-390 lbs.-177 kg

ST78-490 lbs.-222 kg

Dimensions in brackets are in millimeters.

Note: Inserts are not factory supplied - Adaptor bars (optional extra) required for 1/4, 1/6, 1/9 size

INSTALLATION AND TEMPERATURE SETTING

All salad tables are fully factory tested however due to variable installation conditions (i.e. humidity, ambient room temperature, etc.) adjustments may have to be made to the temperature setting and becomes the responsibility of the dealer to initially adjust table to maintain 37° to 40° under the job site conditions. Control is conveniently located in the compressor housing of self-contained models.

NOTE: Dimensions shown are accurate at time of printing but subject to change without notice. If sizes are critical consult the factory.

REVISED 3/96